



Christmas 2021

Rio Calaveras The Class Times

December 2021

The class newsletter written and published
by Mr. Pham's Fifth Grade Students - Class of 2022

For past newsletters, please go to www.ClassTimes.us

In this Christmas Season, we'd like to wish:

- * Our Parents,
- * Mrs. Hall,
- * Mrs. Mata,,
- * The Office Staff,
- * and the Wonderful Staff at Rio Calaveras

**A Peaceful, Merry Christmas
and a Warm, Happy New Year!**

Thank you all for your love and support.
We'll be back at our Rio in 2022!



What does Christmas mean to me?



Christmas to me means creating joy and making other people happy. Also, Christmas means spending more time with family and opening presents. I can even eat great food that comes from the heart.

• **Natalie**

Christmas to me is about spending time with my family and giving joy to others. I think that because it's good to give and great to see everyone happy. Spending time with family makes the holiday even better and happier.

• **Jonathan**

Christmas is a day where our family meets up and eat food. It is a day of giving and we give our family presents. It is also a day to be thankful.

• **Isacc**

To me, Christmas means giving our gifts and also receiving gifts. Christmas is the time to make gingerbread houses, decorate the tree, watch Christmas movies, and having fun with friends and family.

• **Clarke**

Christmas, in my opinion, is a time where you spend time with our loved ones. It's also a time go give and receive gifts.

• **Kyle**

Christmas is a season of giving, and yes, receiving also. I especially enjoy seeing the bright eyes and wide smiles on students faces when they talk about presents, family, and the Christmas spirit. It's a time to be thankful for the wonderful students I have in class and sharing the joys of the season with them. **Have a wonderful Christmas!**

• **Mr. Pham**

Christmas means a lot of me, like spending time with my family opening presents and making ornaments. Christmas means to be happy and making each day special.

• **Gianna**

Christmas is a time for giving and receiving from friends and family. It means a lot to see my family that I don't see very often like my cousins Isabelle, Danny, Dean, and Derik. So, Christmas means a lot to me, and I hate to see it ends.

• **Jaylene**

Christmas to me means a time of giving and being there for your family.

• **Raul**

To me, Christmas means spending time with family and the simple act of kindness. Some family and relatives that we rarely see come visit. Even though it's just for the day, it's still nice to see them. If you think about it, giving gifts is just as nice as receiving them. Just to simplify, doesn't it feel nice knowing you did something nice for someone? That's what my family does every year. We give necessity items to the homeless and buy/cook food for them and distribute it! It feels absolutely amazing know we did a good deed for someone, even if they're strangers! That's what Christmas means to me. ☺

• **Jerica**



Have yourself a merry little Christmas...





My favorite part of... Christmas

My favorite part of Christmas is giving presents to others, spending time with family, and also watching Christmas movies.

• **Aristan**

My favorite part of Christmas is getting out of the house to see our relatives out of town. I'm happy because I'm always at home.

• **Auren**

My favorite part of Christmas is the gift exchange! I like gifts very much and the mystery of exchanging gifts makes me look forward to it very much. Merry Christmas!

• **Xiaoqing**

My favorite part about Christmas is spending time with my family. In my opinion, Christmas isn't all about the gifts. It's about being thankful for your loved ones. My second favorite part is the gifts. But I'm thankful for whatever I get. ☺

• **Alasia**

My favorite part of Christmas is when I get to spend time with my family. Another thing I like about Christmas are the games we get to play together. The last thing is when we get to give our gifts and open the gifts we received.

• **Cassandra**

My favorite part of Christmas is mostly the presents. My second favorite part all the food since my mom is an awesome cook. Meeting up with friends to play some games on Roblox is my last favorite.

• **Alex**

My favorite part of Christmas is opening presents and eating the foods! The foods that my mom makes on Christmas sometimes is soup, dumplings, eggrolls, and bacon. We usually open our presents in the afternoon after eating. I get money, drawing books or pens, and other stuff!!! I know that Christmas is about when Jesus was born and spending time with family. Other than that, those are my favorite part of Christmas.

• **Raina**

My favorite part of Christmas is spending time with my family. I love going to my aunt's house. Presents are very nice, but I know it is not the most important part of Christmas. It's to bring joy to others.

• **Gretal**

My favorite part of Christmas is the dinner because food is good for your body and it's delicious. The other thing I like about Christmas is that we pray and thankful for our family. Finally, it's presents time because they are special from our family.

• **Nayeli**



How do you And your family celebrate **CHRISTMAS?**



My family and I go look at lights. We watch Christmas movies and drink hot cocoa. We also take pictures by our tree and open early gifts at grandma's house.

• **Melinda**

*My family and I celebrate Christmas by giving out gifts to one another... we also do traditions like "Elf on the Shelf" or build gingerbread houses! Another thing we do on Christmas night... we bake cookies for Santa to enjoy! Celebrating Christmas with family and friends is so much fun! We also invite my cousins' families to a Christmas party at my house! I enjoy Christmas so much because it's so fun!
Merry Christmas from Amelia!*

• **Amelia** ♥

When it's Christmas, I usually play on my game console before we eat. After eating, we'd take a family picture. Finally, we open presents! Last Christmas, I got a hover board, shirts, and all kinds of stuff! I'm really thankful for the gifts I got for Christmas.... Merry Christmas to all.

• **John**

My family celebrates Christmas by staying up to 12:00AM and having hot chocolate while waiting for Santa to come and when he does come, we wait until he leaves and then open the presents on Christmas Eve.

• **Alex**

My family and I spend Christmas by going to my dad's side on Christmas Eve. Another thing of how we celebrate is opening two presents on Christmas Eve. A third thing is that I go to church. A fourth thing is we take a family photo. Finally, we go to my mom's side on Christmas Day.

• **David**

We celebrate Christmas by eating food together with our family. After that, we play games and go to the Christmas park. Then we eat some more, and we open presents! Merry Christmas

• **Mateo**

On Christmas eve, my family comes over a celebrate Jesus' birthday. On Christmas day, I go to my grandma's house and celebrate with the whole family. A couple of days later, we celebrate New Year's.

• **Rosalie**

My family and I give presents on Christmas. We decorate our tree and wrap presents for the family. We cook food, and our family spend time together. We build gingerbread houses this year. That's how I celebrate Christmas!

• **Janessa**

My family celebrates Christmas by putting up decorations while watching TV. I also write a list and watch a movie with my family. I also go over to other places but since it's COVID I won't go this year. We always take a picture in our pajamas for a family Christmas card. Happy Holidays!

• **Thomas**

My family celebrates Christmas by opening presents in the morning. Then we play with the presents for a little while. After we have a big lunch with pancakes, French toasts, etc.

• **Preston**

My family and I celebrate Christmas by opening presents and saying thank you. It's great to spend time together with our family

• **Adriano**


*'T was the night before Christmas, when all through the house,
not a creature was stirring, not even a mouse,*

Celebrating Multiculture



CHRISTMAS CELEBRATIONS AROUND THE WORLD

One of the most important days in the Christian year is Christmas, the day set aside to celebrate the birth of Jesus. While it is a religious holiday for Christians, Christmas has become a time of gift-giving and feasts for many other people also.



SANTA LUCIA – SWEDEN

Early on Santa Lucia's day, the oldest girl in the family, wearing a white robe and a crown of candles, brings coffee and saffron buns to the adults

LOS POSADAS – MEXICO

For eight nights before Christmas, people re-enact the search of Mary and Joseph for shelter. They go to a home and ask to be let in. The owner of the home refuses at first, then invites them in for a party.



POLISH CELEBRATIONS

Celebrating begins on Christmas Eve and lasts until January 6th. Straw under the table represents the manger. An empty place is left at the table for any stranger coming to the house. The oldest person at the table takes a bite from a rice wafer symbolizing love of peace. The wafer passes from person to person ending with the youngest child.



KWANZAA

Kwanzaa is an African-American holiday. For seven days activities are organized around seven principles (unity, self-determination, collective work and responsibility, cooperative economics, purpose, creativity, and faith). Each day one of the seven principles is explored and a candle is lit for the principle.



HANUKKAH

Hanukkah is one of many Jewish religious holidays. It honors an ancient struggle against the Syrians who occupied Jerusalem and tried to force the Jews to worship other gods. When the Jews drove the invaders away, they found only enough oil in the temple lamp for one day. Miraculously it lasted for eight days, giving them renewed courage. They celebrate today by lighting candles for eight nights.



WISHING ALL STUDENTS AND FAMILIES A VERY HAPPY HOLIDAY SEASON. THANK YOU FOR YOUR SUPPORT IN ALL OUR LEARNING EFFORTS.

CLASSROOM COMMUNICATION

This is the mid-point of Trimester 2, that means we are at the halfway of 5th grade year! Time is going fast, and I will continue to do everything I can to give the students a great year. Thank you, Parents for supporting what we do in class and helping your child succeed at home.

I will continue to send home Learning Schedules every week and a Newsletter at the end of each month to share with parents what we do in class. Our class online website www.ClassTimes.us, provides classroom information and a gradebook that you can check your child's grades at any time.

As always, please let me know if you have any questions or concerns.

Thank you for your continuing support.

THANK YOU!

Our Class would like to thank families that have donated goodies to our winter carnival's "Santa Store" on December 17th. The students really enjoyed having the treats. We also like to thank the staff members that stopped by our classroom to share the fun with us. It was an enjoyable experience for all.

Mr. Pham

December Character Awards

TRUSTWORTHY

Be honest in communications and actions • Don't deceive, cheat or steal • Be reliable — do what you say you'll do • Have the courage to do the right thing • Build a good reputation • Be loyal — stand by your family, friends, and country • Keep your promises



David



Melinda

6 pillars

Citizenship



Thomas



Alasia

Celebrating Winter

1. Decorations

With the Christmas season, we put up decorations in our classroom. We made long paper chains that stretches to the walls of the classroom to the middle. We also cut paper snowflake and hang them on the paper chains, and we put up lights and Christmas trees in the class.

2. Secret Santa

During December, we played Secret Santa in which we each picked a name from the students in the class. Throughout these weeks, Secret Santas have been giving clues and goodies to the person they picked. It was really fun. On Dec. 16th, we revealed to each other who their Secret Santa is and gave a small present.

3. Class Carnival

On Friday, December 17th, we had a class carnival where we are divided into 9 groups with each responsible for a game booth. We have tickets redeemed with our class money that we've earned since the beginning of the year. We used our tickets to play carnival games and bought goodies from the class store. It was a lot of fun at the carnival. Pictures to come on our class website.

NEWS

Events and Happenings in Room B1

Christmas Talent Show

On December 10, 2021, Room B1 students participated in the annual Class Talent Show. We had a lot of fun performing and watching many cool and fun acts like singings, skits, comedy shows, a breathtaking *Wotakoi Tinger* performance, and even a fantastic piano performance by Thomas. It was so much fun, and it was great to see the students having a wonderful time showcasing their talents.

There will be another Talent Show at the end of the year. Start practicing!

(Pictures & Videos are posted on www.ClassTimes.us)



December STEM Project



In December, we did a fun STEM project called “Operation Santa Drop” where students have to work together to find ways to help Santa land his sleigh as safe as possible using napkins as parachutes. The project was fun for students to learn about gravity and air resistance.

In the new year, we will begin our electronics/robotics program by learning about computers, circuitry, and working with and building robotics. It’s going to be an exciting half year exploring and learning new things.

Thank You!

parents...

We’d like to acknowledge and thank our parents for the many things you do for us.

- *Parents who’ve donated classroom supplies. We are so grateful.*
- *We appreciate the support from various Parents for our class RoAch activities.*
- *Thank you for the “Secret Santa” gift.*
- *Finally, thank you to all Parents who donated goodies to our Carnival Store.*

special people ...

Helping our Class at Rio Calaveras



Mrs. Hall



Mrs. Mata



Ms. Alma



Ms. Cuellar



Ms. Johnson



Mrs. Morales



Ms. Me Me



Ms. Andersen




Mr. James



Ms. Attaway



Ms. Ellisor



Mr. John

Campus Safety Monitors & Supervisors

Our Custodians: Mr. John, Mr. Lee, Ms. Bee
Mrs. Helen and the Cafeteria Staff

A mischievous elf wants one of Santa's cookies.
Find 7 differences between the two pictures.



12 Days of Fun Winter Break Activities

1. Make gingerbread houses
2. Go on a holiday lights tour
3. Make wreaths
4. Have a Christmas movie night
5. Make popcorn and cranberry garlands
6. Play in the snow
7. Bake Christmas cookies
8. Go caroling or have a sing-along
9. Attend a Christmas concert
10. Make homemade Christmas ornaments
11. Have a hot chocolate buffet
12. Donate toys to charity



Christmas Riddles



1. What do you call Santa Clause after he's fallen into a fireplace?
2. What is Frosty the Snowman's favorite breakfast cereal?
3. What did Santa say to Mrs. Claus as he looked out the window?
4. What has 4 legs, 4 ears, 1 tail, 2 bottoms, 4 eyes, 2 noses and 2 mouths?
5. Where do reindeers like to stop for lunch?
6. Why doesn't Santa Claus eat Twinkies?
7. Why did they let the turkey join the band?
8. What did Tarzan sing at Christmas time?
9. As I was going to the North Pole, I met nine elves;
Each elf had nine reindeers, Each reindeer had nine bags,
Each bag had nine puppies, And each bag had also nine cats,
Reindeers, elves, puppies and cats,
How many were going to the North Pole?

1. Krisp Kringle! 2. Frosted Flakes 3. It looks like rain dear myself. The elves were going in the opposite direction.
Cupcakes 7. Because it had the drum sticks 8. Jungle Bells 9. Only (reindeer) 4. Santa Claus on a reindeer 5. Deery Queen 6. He prefers

Making Snowflakes

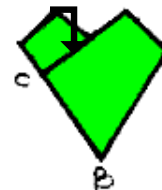
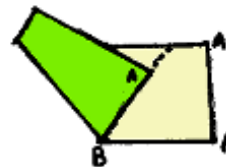
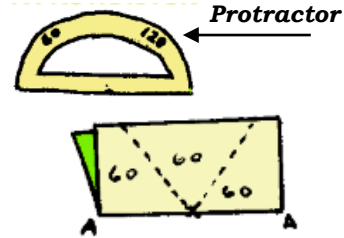
Creating paper snowflakes is fun! Just follow the steps below and you'll soon have a whole flurry.

1) Start with a piece of paper. The bigger the paper, the bigger the snow.



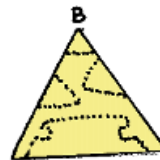
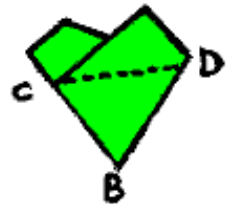
2) Fold it in half. Find and mark the center point along the fold.

3) Divide into three equal 60-degree angles, using a protractor if necessary. Then mark lines to fold on at each 60 degrees from the center point.



4) Fold left side (A) toward center on left side penciled line. Fold right side (A) toward center on right side penciled line.

5) Measure the distance from (B) to (C). Mark an equal distance from (B) up right side, which will be (D). Cut across from (C) to (D).



6) Let (B) become the top. Cut out a design, leaving some of the folded edges uncut. Unfold your design.

what's up

Dec. 20 - Jan. 3
December 21
December 25

Winter Break
Janessa's Birthday
Merry Christmas
Mr. Pham's Birthday
Isacc's Birthday
Back to School ☺
Cassandra's Birthday
MLK Day - No School
Melinda's Birthday
Teacher Training Day
No School

January 1
January 4
January 16
January 17
January 31